


# Letter A


Preschool  
Alphabet & Phonics

Name: \_\_\_\_\_  
Date: \_\_\_\_\_




A is for


Apple



Trace and write.



# Letter B



B is for

Bee



Trace and write.

Tracing practice lines for the letter B. Each row contains six dotted letters for tracing, alternating between uppercase 'B' and lowercase 'b'.


B	B	B	B	B	B
B	B	B	B	B	B
b	b	b	b	b	b
b	b	b	b	b	b



# Letter C

Preschool  
Alphabet & Phonics

Name: \_\_\_\_\_  
Date: \_\_\_\_\_




C is for

Cat



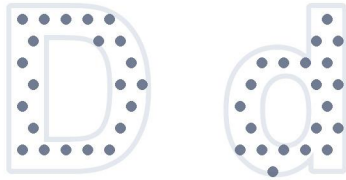
Trace and write.



# Letter D

Preschool  
Alphabet & Phonics

Name: \_\_\_\_\_  
Date: \_\_\_\_\_

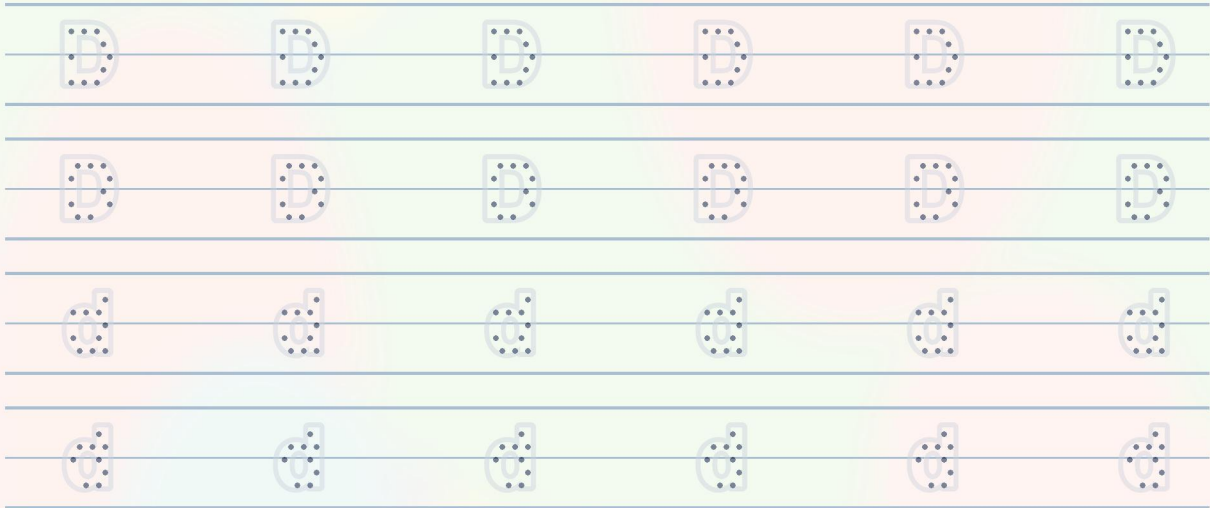


D is for

**Dog**



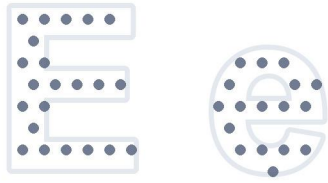
Trace and write.



# Letter E

Preschool  
Alphabet & Phonics

Name: \_\_\_\_\_  
Date: \_\_\_\_\_



E is for

Egg



Trace and write.


Tracing practice lines for the letter E. Each row contains six dotted letters for tracing. The first two rows are for uppercase 'E', and the last two rows are for lowercase 'e'.



# Letter F


Preschool  
Alphabet & Phonics

Name: \_\_\_\_\_  
Date: \_\_\_\_\_




F is for

**Fish**



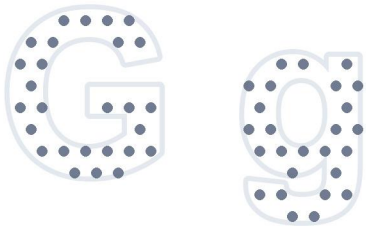
Trace and write.



# Letter G

Preschool  
Alphabet & Phonics

Name: \_\_\_\_\_  
Date: \_\_\_\_\_

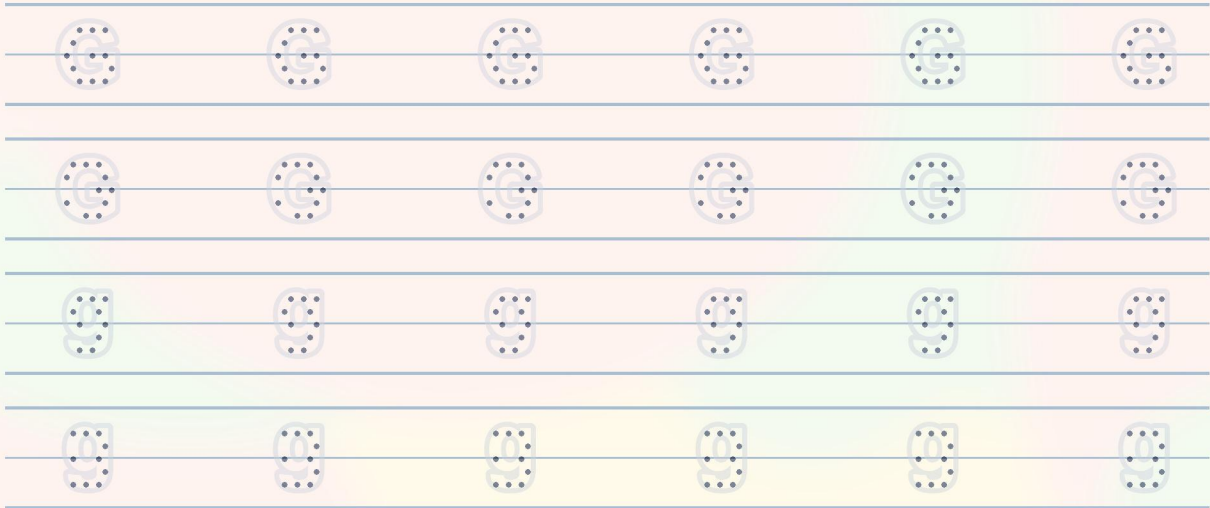


G is for

Gift




Trace and write.



# Letter H

Preschool  
Alphabet & Phonics

Name: \_\_\_\_\_  
Date: \_\_\_\_\_

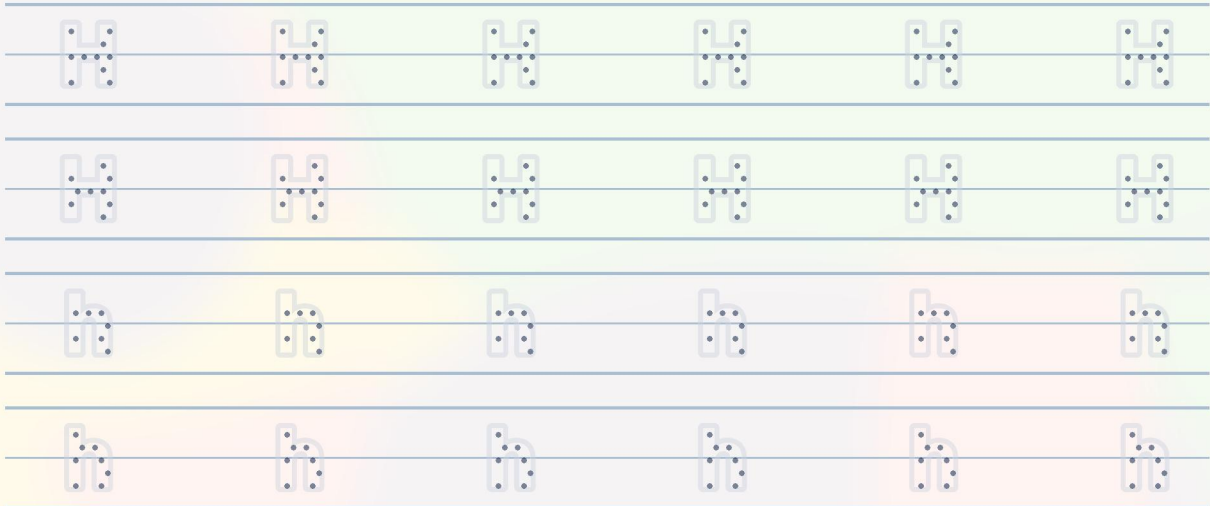


H is for

**Heart**




Trace and write.



# Letter I


Preschool  
Alphabet & Phonics

Name: \_\_\_\_\_  
Date: \_\_\_\_\_



I is for

**Ice Cream**



Trace and write.


Tracing practice for the letter 'I'. It consists of four rows of handwriting lines. Each row contains six vertical bars, each with two dots indicating the starting and ending points for writing the letter 'I'.



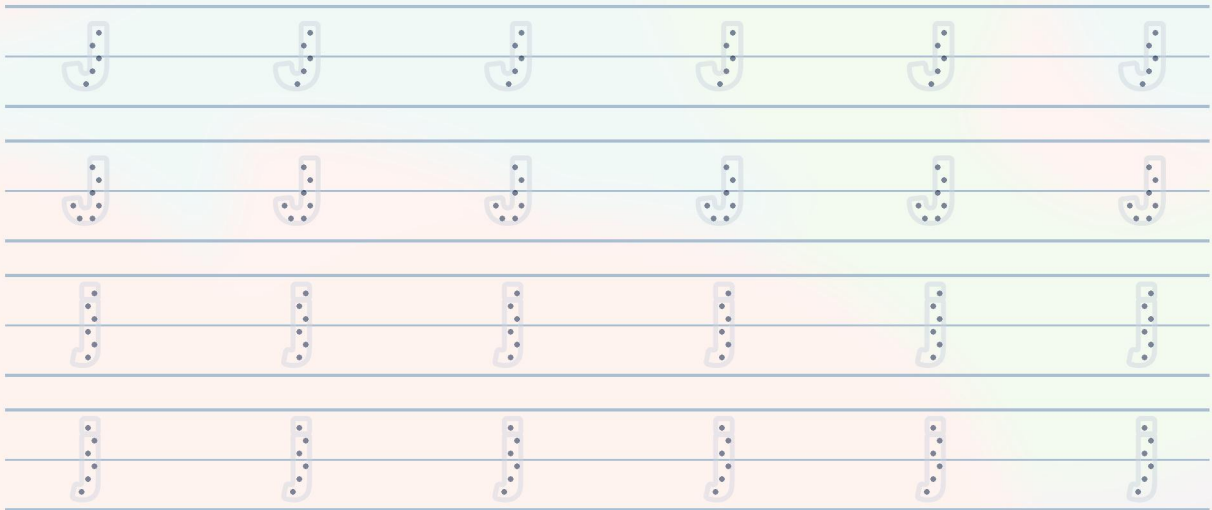
# Letter J



Name: \_\_\_\_\_  
Date: \_\_\_\_\_




Trace and write.



# Letter K

Preschool  
Alphabet & Phonics

Name: \_\_\_\_\_  
Date: \_\_\_\_\_

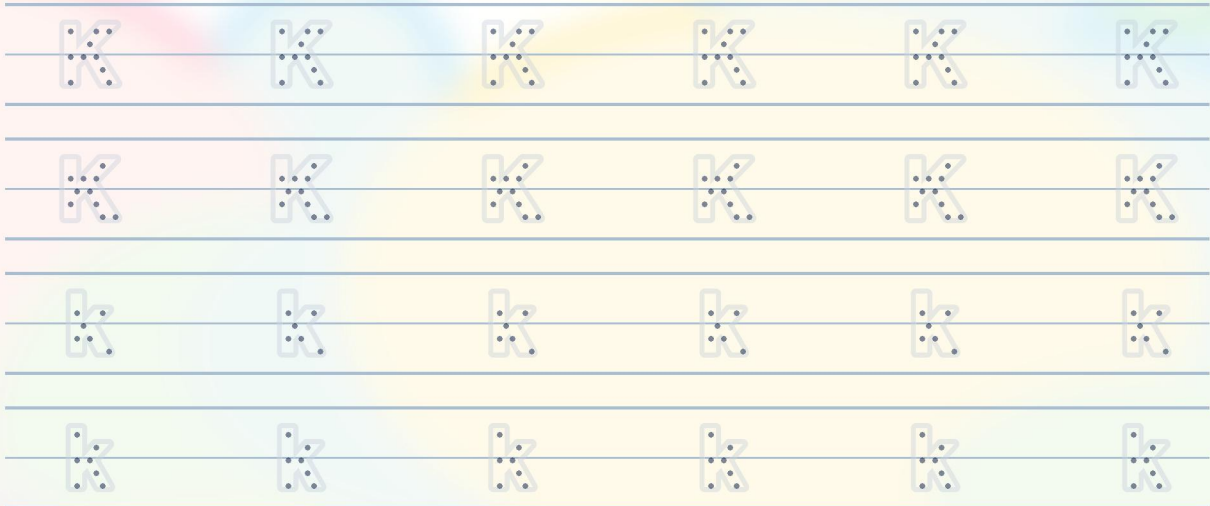


K is for

**Kite**



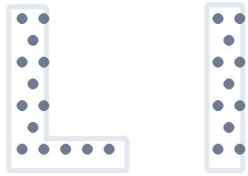
Trace and write.



# Letter L

Preschool  
Alphabet & Phonics

Name: \_\_\_\_\_  
Date: \_\_\_\_\_



L is for

**Leaf**



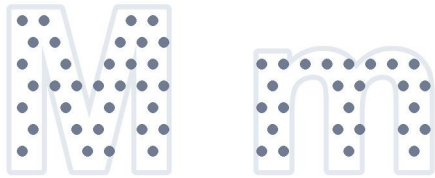
Trace and write.




# Letter M

Preschool  
Alphabet & Phonics

Name: \_\_\_\_\_  
Date: \_\_\_\_\_



M is for

**Moon**



Trace and write.


Tracing practice lines for the letter M. Each line consists of a top blue line, a middle green line, and a bottom red line. The first row contains six dotted uppercase 'M's. The second row contains six dotted uppercase 'M's. The third row contains six dotted lowercase 'm's. The fourth row contains six dotted lowercase 'm's.



# Letter N

Preschool  
Alphabet & Phonics

Name: \_\_\_\_\_  
Date: \_\_\_\_\_



N is for

**Nest**



Trace and write.


Tracing practice lines for the letter N. Each row contains six dotted letters for tracing, followed by blank space for independent writing. The first two rows are for uppercase 'N', and the last two rows are for lowercase 'n'.



# Letter O


Preschool  
Alphabet & Phonics

Name: \_\_\_\_\_  
Date: \_\_\_\_\_



O is for

**Orange**



Trace and write.

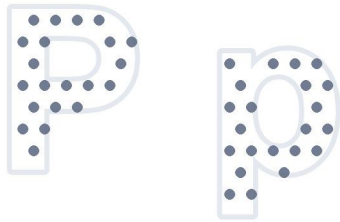
Tracing practice area with four rows of handwriting lines. Each row contains six dotted uppercase 'O's and six dotted lowercase 'o's for tracing.



# Letter P

Preschool  
Alphabet & Phonics

Name: \_\_\_\_\_  
Date: \_\_\_\_\_

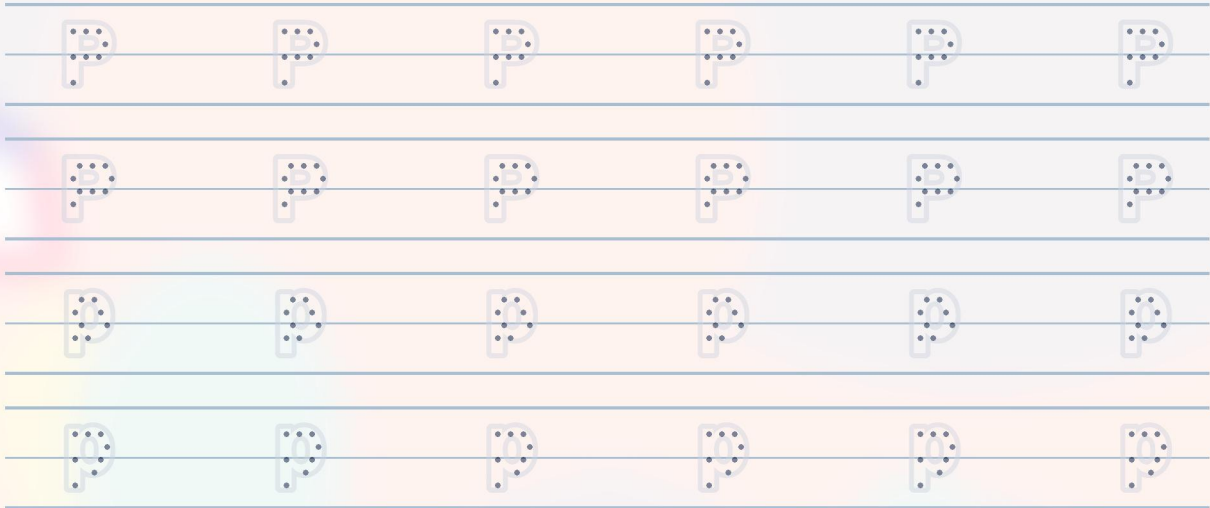


P is for

**Pencil**




Trace and write.



# Letter Q

Preschool  
Alphabet & Phonics

Name: \_\_\_\_\_  
Date: \_\_\_\_\_

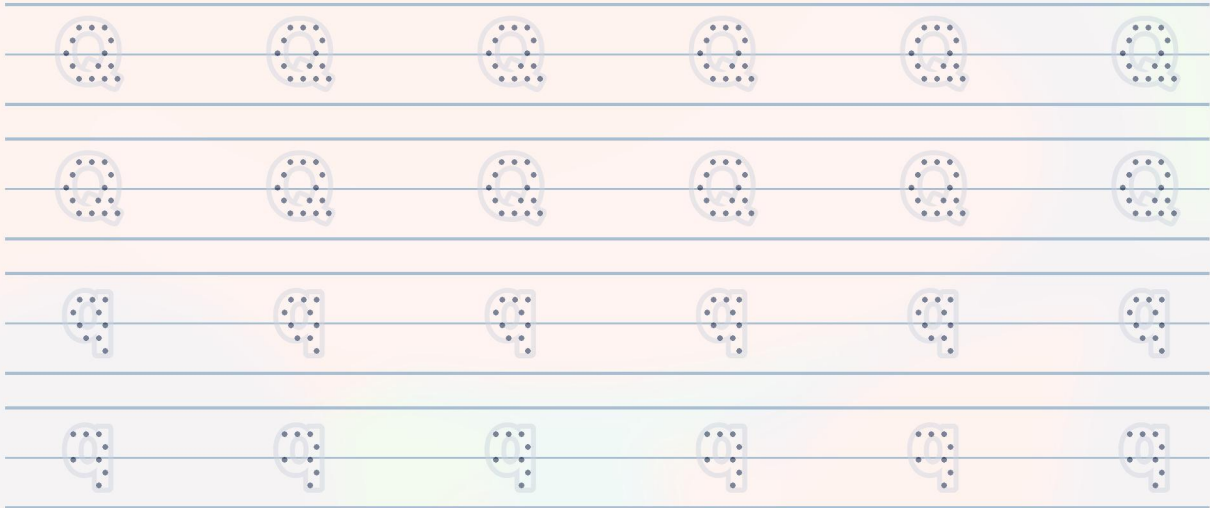


Q is for

Queen



Trace and write.



# Letter R

Preschool  
Alphabet & Phonics

Name: \_\_\_\_\_  
Date: \_\_\_\_\_

R r

R is for

**Rainbow**



Trace and write.

Tracing practice lines for uppercase 'R' and lowercase 'r'. Each row contains six dotted letters on a three-line grid for tracing.

Row 1: Uppercase R (6 letters)

Row 2: Uppercase R (6 letters)

Row 3: Lowercase r (6 letters)


Row 4: Lowercase r (6 letters)



# Letter S


Preschool  
Alphabet & Phonics

Name: \_\_\_\_\_  
Date: \_\_\_\_\_




S is for

**Star**



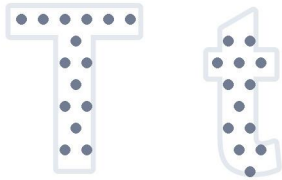
Trace and write.



# Letter T

Preschool  
Alphabet & Phonics

Name: \_\_\_\_\_  
Date: \_\_\_\_\_




T is for

**Tree**



Trace and write.

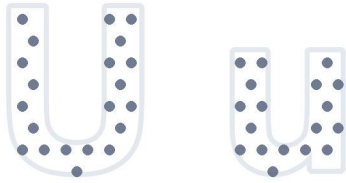
Tracing and writing practice lines for the letter T. Each row contains six dotted letters for tracing. The first two rows are for uppercase 'T', and the last two rows are for lowercase 't'. The letters are placed on a set of three horizontal lines (top, middle, bottom) to guide the student's writing.



# Letter U

Preschool  
Alphabet & Phonics

Name: \_\_\_\_\_  
Date: \_\_\_\_\_



U is for

**Umbrella**



Trace and write.

Tracing practice lines for the letter 'U'. Each row contains six dotted 'U's for tracing. There are four rows in total, alternating between uppercase 'U' and lowercase 'u'.


U	U	U	U	U	U
U	U	U	U	U	U
u	u	u	u	u	u
u	u	u	u	u	u



# Letter V

Preschool  
Alphabet & Phonics

Name: \_\_\_\_\_  
Date: \_\_\_\_\_




V is for


Van



Trace and write.




# Letter W

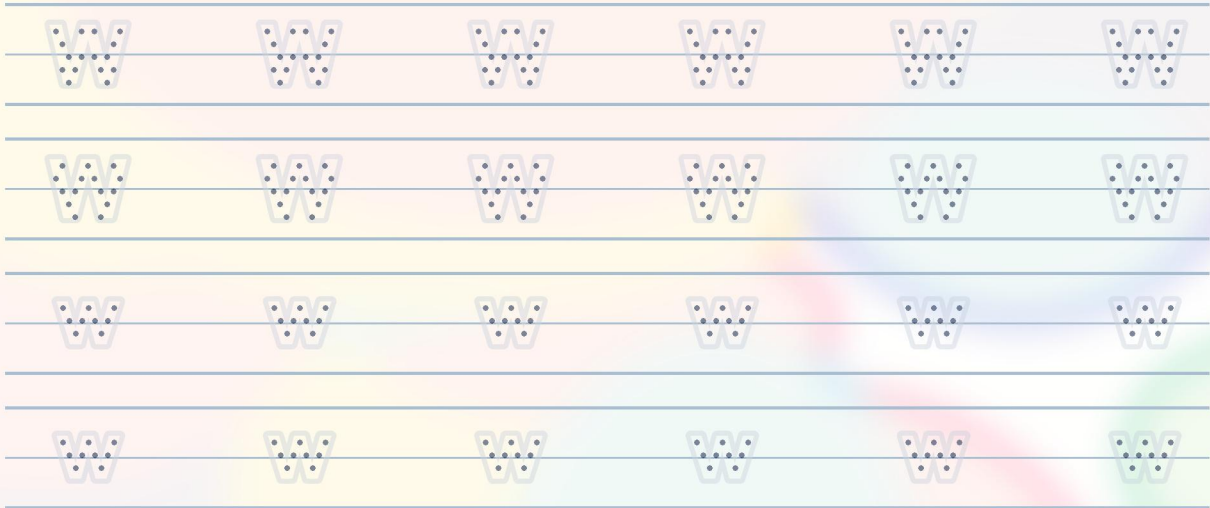


W is for

Wave




Trace and write.



# Letter X

Preschool  
Alphabet & Phonics

Name: \_\_\_\_\_  
Date: \_\_\_\_\_



X is for

**X-ray**



Trace and write.


Tracing practice lines for the letter X. Each row contains six dotted uppercase 'X' characters for tracing, followed by blank space for independent writing. There are four rows of practice lines.



# Letter Y

Preschool  
Alphabet & Phonics

Name: \_\_\_\_\_  
Date: \_\_\_\_\_




Y is for

**Yarn**



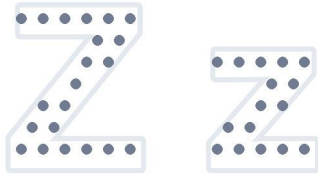
Trace and write.



# Letter Z

Preschool  
Alphabet & Phonics

Name: \_\_\_\_\_  
Date: \_\_\_\_\_



Z is for

**Zebra**



Trace and write.